



Wafer Type Swing Check Valve

Wafer type swing check valve



Size	40mm~600mm (1.5"~24")
Working pressure	0.1mbar~16 bar
Temperature range	-20° C ~ 200° C according to working conditions, other temperatures on request.
Design and Manufacture	API 594
Face to Face	DIN EN 558 ASME/ANSI B 16.10
Flange Ends	DIN EN 1092 ANSI B 16.5
Visual Inspection	MSS Sp54
Testing	API 598 DIN 3230 JIS B2003
Pressure & Temperature	ASME B16.34
Spark testing	14kv

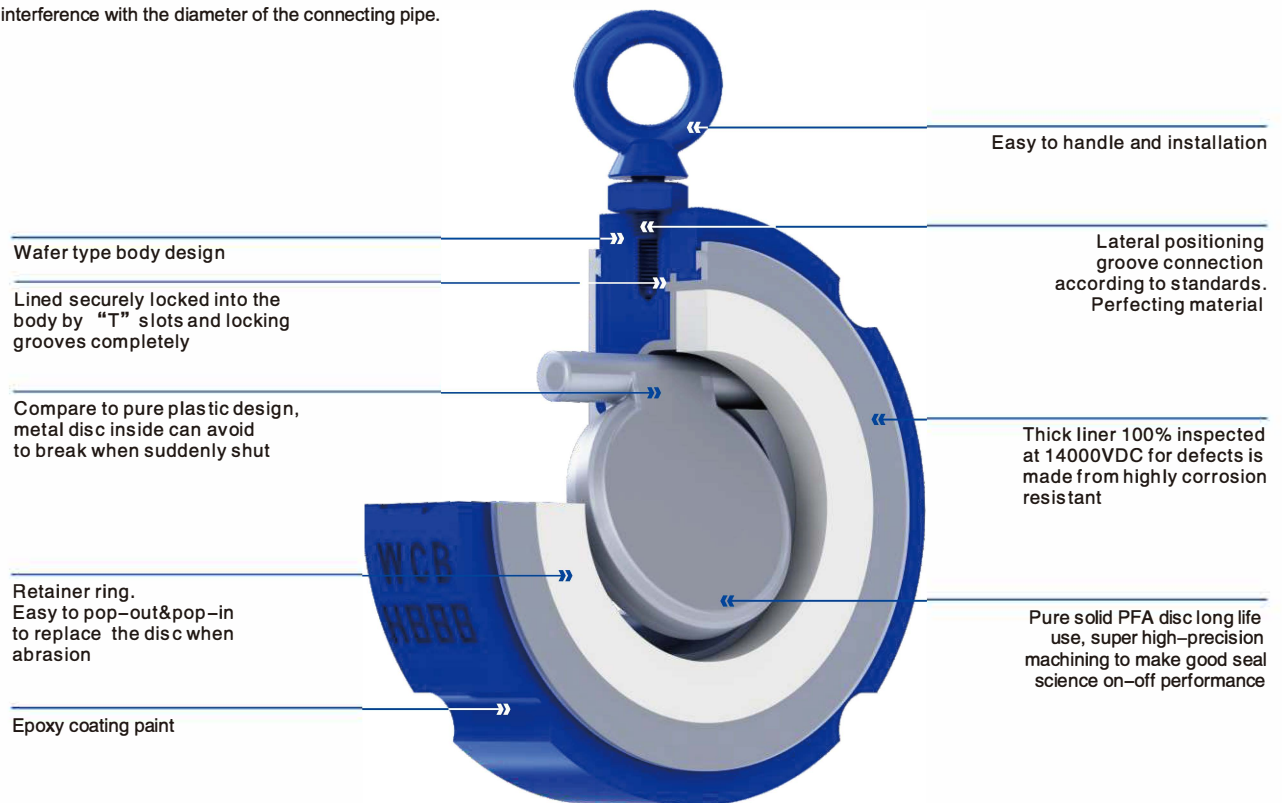
■ Wafer type swing check valve


SPECS fully lined swing check valves are ideal for use in highly corrosive applications due to the universal chemical resistance of fluoropolymer lining.

These valves can be used in horizontal and vertical installations due to the special design of the hinge pin, which enables the disc to achieve a seal with out support of any system pressure.

2- Piece design eliminating a potential leak path with a seat face integrated in the body liner to seal against the disc in the closed position.

The disc can swing freely within piping system without interference with the diameter of the connecting pipe.

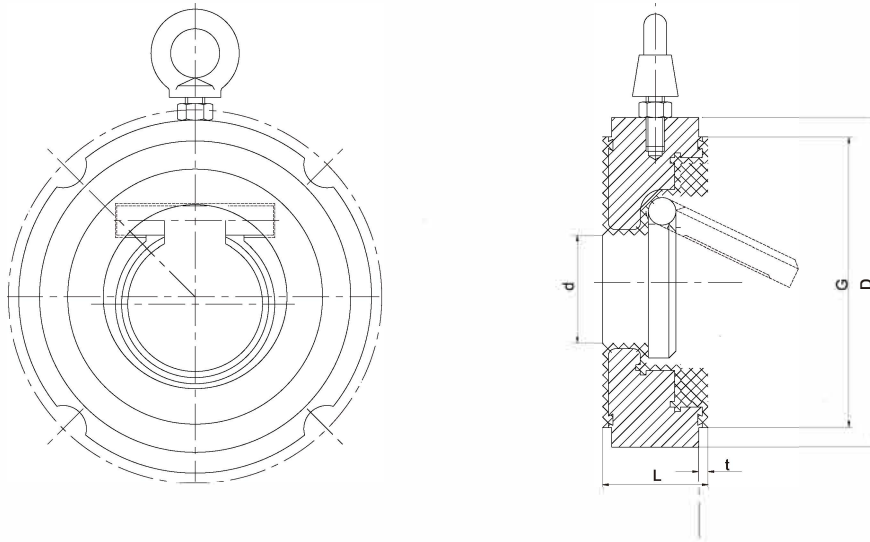




MATERIALS SELECTION

No	Name	Qty	Materials	Materials According to Norms		
				ASTM	JIS	DIN
1	BODY	1	Carbon Steel+PFA/FEP/ETFE	A216-WCB	G5151 SCPH2	GS-45(1.0446)
			Stainless Steel+PFA/FEP/ETFE	A351-CF8	G5121 SCS13A	G-X6CrNiMo1810
			Ductile Iron+PFA/FEP/ETFE	ASTM A395	FCD400	GGG-40 (0.7040)
2	BODY LINER	1	PFA/FEP/ETFE/PO/PE	-	-	-
3	DISC	1	Carbon Steel+PFA/FEP/ETFE	A216-WCB	G5151 SCPH2	GS-45(1.0446)
			Stainless Steel+PFA/FEP/ETFE	A351-CF8	G5121 SCS13A	G-X6CrNiMo1810
			Ductile Iron+PFA/FEP/ETFE	ASTM A395	FCD400	GGG-40 (0.7040)
4	RETAINER RING	1	PTFE	-	-	-
5	HAND RING	1	Carbon Steel	A216-WCB	G5151 SCPH2	GS-45(1.0446)
			Stainless Steel	A 182 F304	G4303-SUSF304	X5CrNi18 10 DIN 1.4301
6	NUT	1	Carbon Steel	A216-WCB	G5151 SCPH2	GS-45(1.0446)
			Stainless Steel	A 182 F304	G4303-SUSF304	X5CrNi18 10 DIN 1.4301

Wafer type swing check valve



DIMENSION

* Unit: mm

DN	NPS	ASME/JIS/DIN			LINED	Weight
mm	in	L	d	G	D	[kg]
50	2	43	30	92.1	112.4	2.7
65	2½	46	55	104.8	131.2	3
80	3	46	55	127	143.8	5
100	4	52	72	157.2	181.7	6.8
150	6	56	115	215.9	231.1	11
200	8	60	155	269.9	288.1	19
250	10	68	190	323.8	350.2	28
300	12	78	240	381	419.9	39
350	14	92	275	412.8	462.9	65
400	16	102	305	469.9	526.4	90
450	18	114	355	533.4	562.5	104.8
500	20	127	405	584.2	619.6	165
600	24	154	450	692.2	732.4	255

www.specsvalve.com



WENZHOU SPECS VALVE CO., LTD

Tel: +86-577-67379084

Fax: +86-577-66997700

Email: info@specsvalve.com

Add: Dong'ou Industrial Zone, Oubei Town,
Wenzhou City, Zhejiang Province, China
